



4870-4877 Sn60Pb40 No Clean Solder Wire

MG Chemicals UK Limited

Version No: A-1.01

Safety Data Sheet (Conforms to Regulation (EU) No 2015/830)

Issue Date: 09/07/2019

Revision Date: 16/03/2020

L.REACH.GBR.EN

SECTION 1 IDENTIFICATION OF THE SUBSTANCE / MIXTURE AND OF THE COMPANY / UNDERTAKING

1.1. Product Identifier

Product name	4870-4877 Sn60Pb40 No Clean Solder Wire
Synonyms	SDS Code: 4870-4877; 4870-18G, 4875-227G, 4875-454G, 4876-227G, 4877-227G
Other means of identification	Not Applicable

1.2. Relevant identified uses of the substance or mixture and uses advised against

Relevant identified uses	Soldering
Uses advised against	Not Applicable

1.3. Details of the supplier of the safety data sheet

Registered company name	MG Chemicals UK Limited	MG Chemicals (Head office)
Address	Heame House, 23 Bilston Street, Sedgely Dudley DY3 1JA United Kingdom	9347 - 193 Street Surrey V4N 4E7 British Columbia Canada
Telephone	+(44) 1663 362888	+(1) 800-201-8822
Fax	Not Available	+(1) 800-708-9888
Website	Not Available	www.mgchemicals.com
Email	sales@mgchemicals.com	Info@mgchemicals.com

1.4. Emergency telephone number

Association / Organisation	Verisk 3E (Access code: 335388)
Emergency telephone numbers	+(44) 20 35147487
Other emergency telephone numbers	+(0) 800 680 0425

SECTION 2 HAZARDS IDENTIFICATION

2.1. Classification of the substance or mixture

Classification according to regulation (EC) No 1272/2008 [CLP] [1]	H360 - Reproductive Toxicity Category 1A, H362 - Lactation Effects, H372 - Specific target organ toxicity - repeated exposure Category 1, H351 - Carcinogenicity Category 2
Legend:	1. Classified by Chemwatch; 2. Classification drawn from Regulation (EU) No 1272/2008 - Annex VI

2.2. Label elements

Hazard pictogram(s)	
---------------------	--

SIGNAL WORD **DANGER**

Hazard statement(s)

H360	May damage fertility or the unborn child.
H362	May cause harm to breast-fed children.
H372	Causes damage to organs through prolonged or repeated exposure.
H351	Suspected of causing cancer.

Supplementary statement(s)

EUH201	Contains lead. Should not be used on surfaces liable to be chewed or sucked by children
--------	---

Precautionary statement(s) Prevention

Continued...

4870-4877 Sn60Pb40 No Clean Solder Wire

P201	Obtain special instructions before use.
P260	Do not breathe dust/fume/gas/mist/vapours/spray.
P263	Avoid contact during pregnancy and while nursing.
P280	Wear protective gloves/protective clothing/eye protection/face protection.
P270	Do not eat, drink or smoke when using this product.

Precautionary statement(s) Response

P308+P313	IF exposed or concerned: Get medical advice/ attention.
P314	Get medical advice/attention if you feel unwell.

Precautionary statement(s) Storage

P405	Store locked up.
------	------------------

Precautionary statement(s) Disposal

P501	Dispose of contents/container in accordance with local regulations.
------	---

2.3. Other hazards

lead	Listed in the European Chemicals Agency (ECHA) Candidate List of Substances of Very High Concern for Authorisation
lead	Listed in the Europe Regulation (EC) No 1907/2006 - Annex XVII (Restrictions may apply)

SECTION 3 COMPOSITION / INFORMATION ON INGREDIENTS

3.1.Substances

See 'Composition on ingredients' in Section 3.2

3.2.Mixtures

1.CAS No 2.EC No 3.Index No 4.REACH No	%[weight]	Name	Classification according to regulation (EC) No 1272/2008 [CLP]
1.7440-31-5 2.231-141-8 3.Not Available 4.01-2119486474-28-XXXX	59	<u>tin</u> *	EUH210 ^[1]
1.7439-92-1 2.231-100-4 3.082-013-00-1 082-014-00-7 4.01-2119513221-59-XXXX 01-2120762789-33-XXXX	39	<u>lead</u>	Lactation Effects, Reproductive Toxicity Category 1A; H362, H360FD ^[2]
1.65997-06-0 2.266-041-3 3.Not Available 4.01-2119487113-41-XXXX	2	<u>rosin, hydrogenated</u>	Not Applicable
Legend:	1. Classified by Chemwatch; 2. Classification drawn from Regulation (EU) No 1272/2008 - Annex VI; 3. Classification drawn from C&L; * EU IOELVs available		

SECTION 4 FIRST AID MEASURES

4.1. Description of first aid measures

Eye Contact	<p>If this product comes in contact with the eyes:</p> <ul style="list-style-type: none"> ▶ Wash out immediately with fresh running water. ▶ Ensure complete irrigation of the eye by keeping eyelids apart and away from eye and moving the eyelids by occasionally lifting the upper and lower lids. ▶ Seek medical attention without delay; if pain persists or recurs seek medical attention. ▶ Removal of contact lenses after an eye injury should only be undertaken by skilled personnel. ▶ DO NOT attempt to remove particles attached to or embedded in eye . ▶ Lay victim down, on stretcher if available and pad BOTH eyes, make sure dressing does not press on the injured eye by placing thick pads under dressing, above and below the eye. ▶ Seek urgent medical assistance, or transport to hospital.
Skin Contact	<p>If skin or hair contact occurs:</p> <ul style="list-style-type: none"> ▶ Flush skin and hair with running water (and soap if available). ▶ Seek medical attention in event of irritation. <p>In case of burns:</p> <ul style="list-style-type: none"> ▶ Immediately apply cold water to burn either by immersion or wrapping with saturated clean cloth. ▶ DO NOT remove or cut away clothing over burnt areas. DO NOT pull away clothing which has adhered to the skin as this can cause further injury. ▶ DO NOT break blister or remove solidified material. ▶ Quickly cover wound with dressing or clean cloth to help prevent infection and to ease pain. ▶ For large burns, sheets, towels or pillow slips are ideal; leave holes for eyes, nose and mouth. ▶ DO NOT apply ointments, oils, butter, etc. to a burn under any circumstances. ▶ Water may be given in small quantities if the person is conscious. ▶ Alcohol is not to be given under any circumstances. ▶ Reassure. ▶ Treat for shock by keeping the person warm and in a lying position. ▶ Seek medical aid and advise medical personnel in advance of the cause and extent of the injury and the estimated time of arrival of the patient.

4870-4877 Sn60Pb40 No Clean Solder Wire

	<p>For thermal burns:</p> <ul style="list-style-type: none"> ▶ Decontaminate area around burn. ▶ Consider the use of cold packs and topical antibiotics. <p>For first-degree burns (affecting top layer of skin)</p> <ul style="list-style-type: none"> ▶ Hold burned skin under cool (not cold) running water or immerse in cool water until pain subsides. ▶ Use compresses if running water is not available. ▶ Cover with sterile non-adhesive bandage or clean cloth. ▶ Do NOT apply butter or ointments; this may cause infection. ▶ Give over-the counter pain relievers if pain increases or swelling, redness, fever occur. <p>For second-degree burns (affecting top two layers of skin)</p> <ul style="list-style-type: none"> ▶ Cool the burn by immerse in cold running water for 10-15 minutes. ▶ Use compresses if running water is not available. ▶ Do NOT apply ice as this may lower body temperature and cause further damage. ▶ Do NOT break blisters or apply butter or ointments; this may cause infection. ▶ Protect burn by cover loosely with sterile, nonstick bandage and secure in place with gauze or tape. <p>To prevent shock: (unless the person has a head, neck, or leg injury, or it would cause discomfort):</p> <ul style="list-style-type: none"> ▶ Lay the person flat. ▶ Elevate feet about 12 inches. ▶ Elevate burn area above heart level, if possible. ▶ Cover the person with coat or blanket. ▶ Seek medical assistance. <p>For third-degree burns Seek immediate medical or emergency assistance.</p> <p>In the mean time:</p> <ul style="list-style-type: none"> ▶ Protect burn area cover loosely with sterile, nonstick bandage or, for large areas, a sheet or other material that will not leave lint in wound. ▶ Separate burned toes and fingers with dry, sterile dressings. ▶ Do not soak burn in water or apply ointments or butter; this may cause infection. ▶ To prevent shock see above. ▶ For an airway burn, do not place pillow under the person's head when the person is lying down. This can close the airway. ▶ Have a person with a facial burn sit up. ▶ Check pulse and breathing to monitor for shock until emergency help arrives.
Inhalation	<ul style="list-style-type: none"> ▶ If fumes, aerosols or combustion products are inhaled remove from contaminated area. ▶ Other measures are usually unnecessary.
Ingestion	<ul style="list-style-type: none"> ▶ Immediately give a glass of water. ▶ First aid is not generally required. If in doubt, contact a Poisons Information Centre or a doctor.

4.2 Most important symptoms and effects, both acute and delayed

See Section 11

4.3. Indication of any immediate medical attention and special treatment needed

Treat symptomatically.

Copper, magnesium, aluminium, antimony, iron, manganese, nickel, zinc (and their compounds) in welding, brazing, galvanising or smelting operations all give rise to thermally produced particulates of smaller dimension than may be produced if the metals are divided mechanically. Where insufficient ventilation or respiratory protection is available these particulates may produce 'metal fume fever' in workers from an acute or long term exposure.

- ▶ Onset occurs in 4-6 hours generally on the evening following exposure. Tolerance develops in workers but may be lost over the weekend. (Monday Morning Fever)
- ▶ Pulmonary function tests may indicate reduced lung volumes, small airway obstruction and decreased carbon monoxide diffusing capacity but these abnormalities resolve after several months.
- ▶ Although mildly elevated urinary levels of heavy metal may occur they do not correlate with clinical effects.
- ▶ The general approach to treatment is recognition of the disease, supportive care and prevention of exposure.
- ▶ Seriously symptomatic patients should receive chest x-rays, have arterial blood gases determined and be observed for the development of tracheobronchitis and pulmonary edema.

[Ellenhorn and Barceloux: Medical Toxicology]

- ▶ Gastric acids solubilise lead and its salts and lead absorption occurs in the small bowel.
- ▶ Particles of less than 1 µm diameter are substantially absorbed by the alveoli following inhalation.
- ▶ Lead is distributed to the red blood cells and has a half-life of 35 days. It is subsequently redistributed to soft tissue & bone-stores or eliminated. The kidney accounts for 75% of daily lead loss; integumentary and alimentary losses account for the remainder.
- ▶ Neurasthenic symptoms are the most common symptoms of intoxication. Lead toxicity produces a classic motor neuropathy. Acute encephalopathy appears infrequently in adults. Diazepam is the best drug for seizures.
- ▶ Whole-blood lead is the best measure of recent exposure; free erythrocyte protoporphyrin (FEP) provides the best screening for chronic exposure. Obvious clinical symptoms occur in adults when whole-blood lead exceeds 80 µg/dL.
- ▶ British Anti-Lewisite is an effective antidote and enhances faecal and urinary excretion of lead. The onset of action of BAL is about 30 minutes and most of the chelated metal complex is excreted in 4-6 hours, primarily in the bile. Adverse reaction appears in up to 50% of patients given BAL in doses exceeding 5 mg/kg. CaNa₂EDTA has also been used alone or in concert with BAL as an antidote. D-penicillamine is the usual oral agent for mobilisation of bone lead; its use in the treatment of lead poisoning remains investigational. 2,3-dimercapto-1-propanesulfonic acid (DMPS) and dimercaptosuccinic acid (DMSA) are water soluble analogues of BAL and their effectiveness is undergoing review. As a rule, stop BAL if lead decreases below 50 µg/dL; stop CaNa₂EDTA if blood lead decreases below 40 µg/dL or urinary lead drops below 2 mg/24hrs.

[Ellenhorn & Barceloux: Medical Toxicology]

BIOLOGICAL EXPOSURE INDEX - BEI

These represent the determinants observed in specimens collected from a healthy worker who has been exposed at the Exposure Standard (ES or TLV):

Determinant	Index	Sampling Time	Comments
1. Lead in blood	30 µg/100 ml	Not Critical	
2. Lead in urine	150 µg/gm creatinine	Not Critical	B
3. Zinc protoporphyrin in blood	250 µg/100 ml erythrocytes OR 100 µg/100 ml blood	After 1 month exposure	B

B: Background levels occur in specimens collected from subjects **NOT** exposed.**SECTION 5 FIREFIGHTING MEASURES****5.1. Extinguishing media**

Continued...

4870-4877 Sn60Pb40 No Clean Solder Wire

Metal dust fires need to be smothered with sand, inert dry powders.

DO NOT USE WATER, CO2 or FOAM.

- ▶ Use DRY sand, graphite powder, dry sodium chloride based extinguishers, G-1 or Met L-X to smother fire.
- ▶ Confining or smothering material is preferable to applying water as chemical reaction may produce flammable and explosive hydrogen gas.
- ▶ Chemical reaction with CO2 may produce flammable and explosive methane.
- ▶ If impossible to extinguish, withdraw, protect surroundings and allow fire to burn itself out.
- ▶ **DO NOT** use halogenated fire extinguishing agents.

5.2. Special hazards arising from the substrate or mixture

Fire Incompatibility	▶ Reacts with acids producing flammable / explosive hydrogen (H2) gas
-----------------------------	---

5.3. Advice for firefighters

Fire Fighting	<ul style="list-style-type: none"> ▶ Alert Fire Brigade and tell them location and nature of hazard. ▶ Wear breathing apparatus plus protective gloves in the event of a fire. ▶ Prevent, by any means available, spillage from entering drains or water courses. ▶ Use fire fighting procedures suitable for surrounding area. ▶ DO NOT approach containers suspected to be hot. ▶ Cool fire exposed containers with water spray from a protected location. ▶ If safe to do so, remove containers from path of fire. ▶ Equipment should be thoroughly decontaminated after use.
Fire/Explosion Hazard	<ul style="list-style-type: none"> ▶ DO NOT disturb burning dust. Explosion may result if dust is stirred into a cloud, by providing oxygen to a large surface of hot metal. ▶ DO NOT use water or foam as generation of explosive hydrogen may result. <p>With the exception of the metals that burn in contact with air or water (for example, sodium), masses of combustible metals do not represent unusual fire risks because they have the ability to conduct heat away from hot spots so efficiently that the heat of combustion cannot be maintained - this means that it will require a lot of heat to ignite a mass of combustible metal. Generally, metal fire risks exist when sawdust, machine shavings and other metal 'fines' are present.</p> <p>Metal powders, while generally regarded as non-combustible:</p> <ul style="list-style-type: none"> ▶ May burn when metal is finely divided and energy input is high. ▶ May react explosively with water. ▶ May be ignited by friction, heat, sparks or flame. ▶ May REIGNITE after fire is extinguished. ▶ Will burn with intense heat. <p>Note:</p> <ul style="list-style-type: none"> ▶ Metal dust fires are slow moving but intense and difficult to extinguish. ▶ Containers may explode on heating. ▶ Dusts or fumes may form explosive mixtures with air. ▶ Gases generated in fire may be poisonous, corrosive or irritating. ▶ Hot or burning metals may react violently upon contact with other materials, such as oxidising agents and extinguishing agents used on fires involving ordinary combustibles or flammable liquids. ▶ Temperatures produced by burning metals can be higher than temperatures generated by burning flammable liquids ▶ Some metals can continue to burn in carbon dioxide, nitrogen, water, or steam atmospheres in which ordinary combustibles or flammable liquids would be incapable of burning. <p>Ignites spontaneously in air (pyrophoric) and burns with intense heat. May emit poisonous fumes. May emit corrosive fumes.</p>

SECTION 6 ACCIDENTAL RELEASE MEASURES**6.1. Personal precautions, protective equipment and emergency procedures**

See section 8

6.2. Environmental precautions

See section 12

6.3. Methods and material for containment and cleaning up

Minor Spills	<ul style="list-style-type: none"> ▶ Clean up waste regularly and abnormal spills immediately. ▶ Avoid breathing dust and contact with skin and eyes. ▶ Wear protective clothing, gloves, safety glasses and dust respirator. ▶ Use dry clean up procedures and avoid generating dust. ▶ Vacuum up or sweep up. NOTE: Vacuum cleaner must be fitted with an exhaust micro filter (HEPA type) (consider explosion-proof machines designed to be grounded during storage and use). ▶ Dampen with water to prevent dusting before sweeping. ▶ Place in suitable containers for disposal.
Major Spills	<ul style="list-style-type: none"> • Do not use compressed air to remove metal dusts from floors, beams or equipment • Vacuum cleaners, of flame-proof design, should be used to minimise dust accumulation. • Use non-sparking handling equipment, tools and natural bristle brushes. • Provide grounding and bonding where necessary to prevent accumulation of static charges during metal dust handling and transfer operations • Cover and reseal partially empty containers. • Do not allow chips, fines or dusts to contact water, particularly in enclosed areas. <p>If molten:</p> <ul style="list-style-type: none"> ▶ Contain the flow using dry sand or salt flux as a dam. ▶ All tooling (e.g., shovels or hand tools) and containers which come in contact with molten metal must be preheated or specially coated, rust free and approved for such use. ▶ Allow the spill to cool before remelting scrap. <p>Moderate hazard.</p> <ul style="list-style-type: none"> ▶ CAUTION: Advise personnel in area. ▶ Alert Emergency Services and tell them location and nature of hazard. ▶ Control personal contact by wearing protective clothing.

Continued...

4870-4877 Sn60Pb40 No Clean Solder Wire

- ▶ Prevent, by any means available, spillage from entering drains or water courses.
- ▶ Recover product wherever possible.
- ▶ **IF DRY:** Use dry clean up procedures and avoid generating dust. Collect residues and place in sealed plastic bags or other containers for disposal. **IF WET:** Vacuum/shovel up and place in labelled containers for disposal.
- ▶ **ALWAYS:** Wash area down with large amounts of water and prevent runoff into drains.
- ▶ If contamination of drains or waterways occurs, advise Emergency Services.

6.4. Reference to other sections

Personal Protective Equipment advice is contained in Section 8 of the SDS.

SECTION 7 HANDLING AND STORAGE

7.1. Precautions for safe handling

Safe handling	<p>For molten metals:</p> <ul style="list-style-type: none"> • Molten metal and water can be an explosive combination. The risk is greatest when there is sufficient molten metal to entrap or seal off water. Water and other forms of contamination on or contained in scrap or remelt ingot are known to have caused explosions in melting operations. While the products may have minimal surface roughness and internal voids, there remains the possibility of moisture contamination or entrapment. If confined, even a few drops can lead to violent explosions. • All tooling, containers, molds and ladles, which come in contact with molten metal must be preheated or specially coated, rust free and approved for such use. • Any surfaces that may contact molten metal (e.g. concrete) should be specially coated • Drops of molten metal in water (e.g. from plasma arc cutting), while not normally an explosion hazard, can generate enough flammable hydrogen gas to present an explosion hazard. Vigorous circulation of the water and removal of the particles minimise the hazard. <p>During melting operations, the following minimum guidelines should be observed:</p> <ul style="list-style-type: none"> • Inspect all materials prior to furnace charging and completely remove surface contamination such as water, ice, snow, deposits of grease and oil or other surface contamination resulting from weather exposure, shipment, or storage. • Store materials in dry, heated areas with any cracks or cavities pointed downwards. • Preheat and dry large objects adequately before charging in to a furnace containing molten metal. This is typically done by the use of a drying oven or homogenising furnace. The dry cycle should bring the metal temperature of the coldest item of the batch to 200 degree C (400 deg F) and then hold at that temperature for 6 hours. <ul style="list-style-type: none"> ▶ Avoid all personal contact, including inhalation. ▶ Wear protective clothing when risk of exposure occurs. ▶ Use in a well-ventilated area. ▶ Prevent concentration in hollows and sumps. ▶ DO NOT enter confined spaces until atmosphere has been checked. ▶ DO NOT allow material to contact humans, exposed food or food utensils. ▶ Avoid contact with incompatible materials. ▶ When handling, DO NOT eat, drink or smoke. ▶ Keep containers securely sealed when not in use. ▶ Avoid physical damage to containers. ▶ Always wash hands with soap and water after handling. ▶ Work clothes should be laundered separately. Launder contaminated clothing before re-use. ▶ Use good occupational work practice. ▶ Observe manufacturer's storage and handling recommendations contained within this SDS. ▶ Atmosphere should be regularly checked against established exposure standards to ensure safe working conditions are maintained.
Fire and explosion protection	See section 5
Other information	<ul style="list-style-type: none"> ▶ Store in original containers. ▶ Keep containers securely sealed. ▶ Store in a cool, dry area protected from environmental extremes. ▶ Store away from incompatible materials and foodstuff containers. ▶ Protect containers against physical damage and check regularly for leaks. ▶ Observe manufacturer's storage and handling recommendations contained within this SDS. <p>For major quantities:</p> <ul style="list-style-type: none"> ▶ Consider storage in banded areas - ensure storage areas are isolated from sources of community water (including stormwater, ground water, lakes and streams). ▶ Ensure that accidental discharge to air or water is the subject of a contingency disaster management plan; this may require consultation with local authorities.

7.2. Conditions for safe storage, including any incompatibilities

Suitable container	<ul style="list-style-type: none"> ▶ Bulk bags: Reinforced bags required for dense materials. ▶ CARE: Packing of high density product in light weight metal or plastic packages may result in container collapse with product release
Storage incompatibility	<ul style="list-style-type: none"> ▶ Many metals may incandesce, react violently, ignite or react explosively upon addition of concentrated nitric acid. Metals exhibit varying degrees of activity. Reaction is reduced in the massive form (sheet, rod, or drop), compared with finely divided forms. The less active metals will not burn in air but: <ul style="list-style-type: none"> ▶ can react exothermically with oxidising acids to form noxious gases. ▶ catalyse polymerisation and other reactions, particularly when finely divided ▶ react with halogenated hydrocarbons (for example, copper dissolves when heated in carbon tetrachloride), sometimes forming explosive compounds. ▶ Finely divided metal powders develop pyrophoricity when a critical specific surface area is exceeded; this is ascribed to high heat of oxide formation on exposure to air. ▶ Safe handling is possible in relatively low concentrations of oxygen in an inert gas. ▶ Several pyrophoric metals, stored in glass bottles have ignited when the container is broken on impact. Storage of these materials moist and in metal containers is recommended. ▶ The reaction residues from various metal syntheses (involving vacuum evaporation and co-deposition with a ligand) are often pyrophoric. Factors influencing the pyrophoricity of metals are particle size, presence of moisture, nature of the surface of the particle, heat of formation of the oxide, or nitride, mass, hydrogen content, stress, purity and presence of oxide, among others. <ul style="list-style-type: none"> ▶ Many metals in elemental form react exothermically with compounds having active hydrogen atoms (such as acids and water) to form flammable hydrogen gas and caustic products. ▶ Elemental metals may react with azo/diazo compounds to form explosive products. ▶ Some elemental metals form explosive products with halogenated hydrocarbons.

4870-4877 Sn60Pb40 No Clean Solder Wire

7.3. Specific end use(s)

See section 1.2

SECTION 8 EXPOSURE CONTROLS / PERSONAL PROTECTION

8.1. Control parameters

DERIVED NO EFFECT LEVEL (DNEL)

Not Available

PREDICTED NO EFFECT LEVEL (PNEC)

Not Available

OCCUPATIONAL EXPOSURE LIMITS (OEL)

INGREDIENT DATA

Source	Ingredient	Material name	TWA	STEL	Peak	Notes
EU Consolidated List of Indicative Occupational Exposure Limit Values (IOELVs)	tin	Tin and inorganic tin compounds	2 mg/m ³	Not Available	Not Available	Not Available
European Union (EU) Council Directive 98/24/EC on the protection of the health and safety of workers from the risks related to chemical agents at work - Annex I: List of Binding Occupational Exposure Limit Values (English)	lead	Inorganic lead and its compounds	0,15 mg/m ³	Not Available	Not Available	Not Available

EMERGENCY LIMITS

Ingredient	Material name	TEEL-1	TEEL-2	TEEL-3
tin	Tin	6 mg/m ³	67 mg/m ³	400 mg/m ³
lead	Lead	0.15 mg/m ³	120 mg/m ³	700 mg/m ³

Ingredient	Original IDLH	Revised IDLH
tin	Not Available	Not Available
lead	Not Available	Not Available
rosin, hydrogenated	Not Available	Not Available

MATERIAL DATA

A TLV-TWA is recommended so as to minimise the risk of stannosis. The STEL (4.0 mg/m³) has been eliminated (since 1986) so that additional toxicological data and industrial hygiene experience may become available to provide a better base for quantifying on a toxicological basis what the STEL should in fact be.

The lead concentration in air is to be maintained so that the lead concentration in workers' blood remains below 0.060 mg/100 g of whole blood. The recommended TLV-TWA has been derived following a review of reports of adverse effects on reproduction, blood-pressure and other end-points of toxicity. A particular focus was an assessment of pre-natal blood lead (PbB) levels and post-natal cognitive levels. The fact that lead is a cumulative toxicant which can produce subtle, persistent and apparently permanent effects in the off-spring of lead exposed women is of particular concern. A current view holds that the identification of the PbB levels, that are protective during a working lifetime, is a necessary prerequisite in the recommendation of the TLV because PbB values, rather than workplace air lead concentrations, are more clearly related to adverse health effects.


(see Biological Exposure Index - BEI - in 'Advice to Doctor'.)

8.2. Exposure controls

<p>8.2.1. Appropriate engineering controls</p>	<p>Metal dusts must be collected at the source of generation as they are potentially explosive.</p> <ul style="list-style-type: none"> ▶ Avoid ignition sources. ▶ Good housekeeping practices must be maintained. ▶ Dust accumulation on the floor, ledges and beams can present a risk of ignition, flame propagation and secondary explosions. ▶ Do not use compressed air to remove settled materials from floors, beams or equipment ▶ Vacuum cleaners, of flame-proof design, should be used to minimise dust accumulation. ▶ Use non-sparking handling equipment, tools and natural bristle brushes. Cover and reseal partially empty containers. Provide grounding and bonding where necessary to prevent accumulation of static charges during metal dust handling and transfer operations. ▶ Do not allow chips, fines or dusts to contact water, particularly in enclosed areas. ▶ Metal spraying and blasting should, where possible, be conducted in separate rooms. This minimises the risk of supplying oxygen, in the form of metal oxides, to potentially reactive finely divided metals such as aluminium, zinc, magnesium or titanium. ▶ Work-shops designed for metal spraying should possess smooth walls and a minimum of obstructions, such as ledges, on which dust accumulation is possible. ▶ Wet scrubbers are preferable to dry dust collectors. ▶ Bag or filter-type collectors should be sited outside the workrooms and be fitted with explosion relief doors. ▶ Cyclones should be protected against entry of moisture as reactive metal dusts are capable of spontaneous combustion in humid or partially wetted states. ▶ Local exhaust systems must be designed to provide a minimum capture velocity at the fume source, away from the worker, of 0.5 metre/sec. ▶ Local ventilation and vacuum systems must be designed to handle explosive dusts. Dry vacuum and electrostatic precipitators must not be used, unless specifically approved for use with flammable/ explosive dusts. <p>Air contaminants generated in the workplace possess varying 'escape' velocities which, in turn, determine the 'capture velocities' of fresh circulating air required to effectively remove the contaminant.</p> <table border="1" style="width: 100%;"> <tbody> <tr> <td>Type of Contaminant:</td> <td>Air Speed:</td> </tr> <tr> <td>welding, brazing fumes (released at relatively low velocity into moderately still air)</td> <td>0.5-1.0 m/s (100-200 f/min.)</td> </tr> </tbody> </table>	Type of Contaminant:	Air Speed:	welding, brazing fumes (released at relatively low velocity into moderately still air)	0.5-1.0 m/s (100-200 f/min.)
Type of Contaminant:	Air Speed:				
welding, brazing fumes (released at relatively low velocity into moderately still air)	0.5-1.0 m/s (100-200 f/min.)				

Continued...

4870-4877 Sn60Pb40 No Clean Solder Wire

	<p>Within each range the appropriate value depends on:</p> <table border="1"> <thead> <tr> <th>Lower end of the range</th> <th>Upper end of the range</th> </tr> </thead> <tbody> <tr> <td>1: Room air currents minimal or favourable to capture</td> <td>1: Disturbing room air currents</td> </tr> <tr> <td>2: Contaminants of low toxicity or of nuisance value only.</td> <td>2: Contaminants of high toxicity</td> </tr> <tr> <td>3: Intermittent, low production.</td> <td>3: High production, heavy use</td> </tr> <tr> <td>4: Large hood or large air mass in motion</td> <td>4: Small hood-local control only</td> </tr> </tbody> </table> <p>Simple theory shows that air velocity falls rapidly with distance away from the opening of a simple extraction pipe. Velocity generally decreases with the square of distance from the extraction point (in simple cases). Therefore the air speed at the extraction point should be adjusted, accordingly, after reference to distance from the contaminating source. The air velocity at the extraction fan, for example, should be a minimum of 1-2.5 m/s (200-500 f/min.) for extraction of gases discharged 2 meters distant from the extraction point. Other mechanical considerations, producing performance deficits within the extraction apparatus, make it essential that theoretical air velocities are multiplied by factors of 10 or more when extraction systems are installed or used.</p>	Lower end of the range	Upper end of the range	1: Room air currents minimal or favourable to capture	1: Disturbing room air currents	2: Contaminants of low toxicity or of nuisance value only.	2: Contaminants of high toxicity	3: Intermittent, low production.	3: High production, heavy use	4: Large hood or large air mass in motion	4: Small hood-local control only
Lower end of the range	Upper end of the range										
1: Room air currents minimal or favourable to capture	1: Disturbing room air currents										
2: Contaminants of low toxicity or of nuisance value only.	2: Contaminants of high toxicity										
3: Intermittent, low production.	3: High production, heavy use										
4: Large hood or large air mass in motion	4: Small hood-local control only										
8.2.2. Personal protection											
Eye and face protection	<ul style="list-style-type: none"> ▶ Safety glasses with side shields. ▶ Chemical goggles. ▶ Contact lenses may pose a special hazard; soft contact lenses may absorb and concentrate irritants. A written policy document, describing the wearing of lenses or restrictions on use, should be created for each workplace or task. This should include a review of lens absorption and adsorption for the class of chemicals in use and an account of injury experience. Medical and first-aid personnel should be trained in their removal and suitable equipment should be readily available. In the event of chemical exposure, begin eye irrigation immediately and remove contact lens as soon as practicable. Lens should be removed at the first signs of eye redness or irritation - lens should be removed in a clean environment only after workers have washed hands thoroughly. [CDC NIOSH Current Intelligence Bulletin 59], [AS/NZS 1336 or national equivalent] 										
Skin protection	See Hand protection below										
Hands/feet protection	<p>The selection of suitable gloves does not only depend on the material, but also on further marks of quality which vary from manufacturer to manufacturer. Where the chemical is a preparation of several substances, the resistance of the glove material can not be calculated in advance and has therefore to be checked prior to the application.</p> <p>The exact break through time for substances has to be obtained from the manufacturer of the protective gloves and has to be observed when making a final choice.</p> <p>Personal hygiene is a key element of effective hand care. Gloves must only be worn on clean hands. After using gloves, hands should be washed and dried thoroughly. Application of a non-perfumed moisturiser is recommended.</p> <p>Suitability and durability of glove type is dependent on usage. Important factors in the selection of gloves include:</p> <ul style="list-style-type: none"> - frequency and duration of contact, - chemical resistance of glove material, - glove thickness and - dexterity <p>Select gloves tested to a relevant standard (e.g. Europe EN 374, US F739, AS/NZS 2161.1 or national equivalent).</p> <ul style="list-style-type: none"> - When prolonged or frequently repeated contact may occur, a glove with a protection class of 5 or higher (breakthrough time greater than 240 minutes according to EN 374, AS/NZS 2161.10.1 or national equivalent) is recommended. - When only brief contact is expected, a glove with a protection class of 3 or higher (breakthrough time greater than 60 minutes according to EN 374, AS/NZS 2161.10.1 or national equivalent) is recommended. - Some glove polymer types are less affected by movement and this should be taken into account when considering gloves for long-term use. - Contaminated gloves should be replaced. <p>As defined in ASTM F-739-96 in any application, gloves are rated as:</p> <ul style="list-style-type: none"> - Excellent when breakthrough time > 480 min - Good when breakthrough time > 20 min - Fair when breakthrough time < 20 min - Poor when glove material degrades <p>For general applications, gloves with a thickness typically greater than 0.35 mm, are recommended.</p> <p>It should be emphasised that glove thickness is not necessarily a good predictor of glove resistance to a specific chemical, as the permeation efficiency of the glove will be dependent on the exact composition of the glove material. Therefore, glove selection should also be based on consideration of the task requirements and knowledge of breakthrough times.</p> <p>Glove thickness may also vary depending on the glove manufacturer, the glove type and the glove model. Therefore, the manufacturers' technical data should always be taken into account to ensure selection of the most appropriate glove for the task.</p> <p>Note: Depending on the activity being conducted, gloves of varying thickness may be required for specific tasks. For example:</p> <ul style="list-style-type: none"> - Thinner gloves (down to 0.1 mm or less) may be required where a high degree of manual dexterity is needed. However, these gloves are only likely to give short duration protection and would normally be just for single use applications, then disposed of. - Thicker gloves (up to 3 mm or more) may be required where there is a mechanical (as well as a chemical) risk i.e. where there is abrasion or puncture potential <p>Gloves must only be worn on clean hands. After using gloves, hands should be washed and dried thoroughly. Application of a non-perfumed moisturiser is recommended.</p> <ul style="list-style-type: none"> ▶ Protective gloves eg. Leather gloves or gloves with Leather facing <p>Experience indicates that the following polymers are suitable as glove materials for protection against undissolved, dry solids, where abrasive particles are not present.</p> <ul style="list-style-type: none"> ▶ polychloroprene. ▶ nitrile rubber. ▶ butyl rubber. ▶ fluorocautchouc. ▶ polyvinyl chloride. <p>Gloves should be examined for wear and/ or degradation constantly.</p>										
Body protection	See Other protection below										
Other protection	<ul style="list-style-type: none"> ▶ Overalls. ▶ P.V.C. apron. ▶ Barrier cream. ▶ Skin cleansing cream. ▶ Eye wash unit. 										

Respiratory protection

Continued...

4870-4877 Sn60Pb40 No Clean Solder Wire

Particulate. (AS/NZS 1716 & 1715, EN 143:2000 & 149:001, ANSI Z88 or national equivalent)

Required Minimum Protection Factor	Half-Face Respirator	Full-Face Respirator	Powered Air Respirator
up to 10 x ES	P1 Air-line*	-	PAPR-P1
up to 50 x ES	Air-line**	P2	PAPR-P2
up to 100 x ES	-	P3	-
100+ x ES	-	Air-line*	-
		Air-line**	PAPR-P3

* - Negative pressure demand ** - Continuous flow

A(All classes) = Organic vapours, B AUS or B1 = Acid gasses, B2 = Acid gas or hydrogen cyanide(HCN), B3 = Acid gas or hydrogen cyanide(HCN), E = Sulfur dioxide(SO₂), G = Agricultural chemicals, K = Ammonia(NH₃), Hg = Mercury, NO = Oxides of nitrogen, MB = Methyl bromide, AX = Low boiling point organic compounds(below 65 degC)

- ▶ Respirators may be necessary when engineering and administrative controls do not adequately prevent exposures.
- ▶ The decision to use respiratory protection should be based on professional judgment that takes into account toxicity information, exposure measurement data, and frequency and likelihood of the worker's exposure - ensure users are not subject to high thermal loads which may result in heat stress or distress due to personal protective equipment (powered, positive flow, full face apparatus may be an option).
- ▶ Published occupational exposure limits, where they exist, will assist in determining the adequacy of the selected respiratory protection. These may be government mandated or vendor recommended.
- ▶ Certified respirators will be useful for protecting workers from inhalation of particulates when properly selected and fit tested as part of a complete respiratory protection program.
- ▶ Use approved positive flow mask if significant quantities of dust becomes airborne.
- ▶ Try to avoid creating dust conditions.

8.2.3. Environmental exposure controls

See section 12

SECTION 9 PHYSICAL AND CHEMICAL PROPERTIES

9.1. Information on basic physical and chemical properties

Appearance	silver grey		
Physical state	Solid	Relative density (Water = 1)	8.5
Odour	Not Available	Partition coefficient n-octanol / water	Not Available
Odour threshold	Not Available	Auto-ignition temperature (°C)	Not Available
pH (as supplied)	Not Available	Decomposition temperature	Not Available
Melting point / freezing point (°C)	183	Viscosity (cSt)	Not Available
Initial boiling point and boiling range (°C)	1380	Molecular weight (g/mol)	Not Available
Flash point (°C)	Not Available	Taste	Not Available
Evaporation rate	Not Available	Explosive properties	Not Available
Flammability	Not Available	Oxidising properties	Not Available
Upper Explosive Limit (%)	Not Available	Surface Tension (dyn/cm or mN/m)	Not Applicable
Lower Explosive Limit (%)	Not Available	Volatile Component (%vol)	Not Available
Vapour pressure (kPa)	1.3	Gas group	Not Available
Solubility in water	Immiscible	pH as a solution (1%)	Not Available
Vapour density (Air = 1)	Not Available	VOC g/L	Not Available

9.2. Other information

Not Available

SECTION 10 STABILITY AND REACTIVITY

10.1.Reactivity	See section 7.2
10.2. Chemical stability	<ul style="list-style-type: none"> ▶ Unstable in the presence of incompatible materials. ▶ Product is considered stable. ▶ Hazardous polymerisation will not occur.
10.3. Possibility of hazardous reactions	See section 7.2
10.4. Conditions to avoid	See section 7.2
10.5. Incompatible materials	See section 7.2
10.6. Hazardous decomposition products	See section 5.3

SECTION 11 TOXICOLOGICAL INFORMATION

11.1. Information on toxicological effects

Continued...

4870-4877 Sn60Pb40 No Clean Solder Wire

Inhaled	<p>The material is not thought to produce adverse health effects or irritation of the respiratory tract (as classified by EC Directives using animal models). Nevertheless, good hygiene practice requires that exposure be kept to a minimum and that suitable control measures be used in an occupational setting. Not normally a hazard due to non-volatile nature of product</p> <p>Inhalation of freshly formed metal oxide particles sized below 1.5 microns and generally between 0.02 to 0.05 microns may result in 'metal fume fever'. Symptoms may be delayed for up to 12 hours and begin with the sudden onset of thirst, and a sweet, metallic or foul taste in the mouth. Other symptoms include upper respiratory tract irritation accompanied by coughing and a dryness of the mucous membranes, lassitude and a generalised feeling of malaise. Mild to severe headache, nausea, occasional vomiting, fever or chills, exaggerated mental activity, profuse sweating, diarrhoea, excessive urination and prostration may also occur. Tolerance to the fumes develops rapidly, but is quickly lost. All symptoms usually subside within 24-36 hours following removal from exposure.</p> <p>Inhalation of dusts, generated by the material during the course of normal handling, may be damaging to the health of the individual.</p>
Ingestion	<p>As tin salts (stannous and stannic) are generally poorly absorbed from the gastrointestinal tract. Ingestion of food contaminated with tin may cause transient gastrointestinal disturbances such as nausea, vomiting, diarrhea, fever and headache.</p> <p>Parenteral administration provides a substantial description of tin toxicology. Systemic tin is highly toxic producing diarrhoea, muscle paralysis, twitching and neurological damage.</p> <p>By mouth most tin salts are relatively non-toxic. A number of tin 'food' poisonings, producing vomiting, nausea and diarrhoea, have occurred after ingestion of fruit juices etc. with tin levels above 1400 ppm. This appears to be due to gastric irritation resulting from the activity and astringency of tin compounds, rather than systemic toxicity. Severe growth retardation occurs in rats with dietary stannous salts at levels exceeding 0.3%.</p> <p>The material has NOT been classified by EC Directives or other classification systems as 'harmful by ingestion'. This is because of the lack of corroborating animal or human evidence. The material may still be damaging to the health of the individual, following ingestion, especially where pre-existing organ (e.g liver, kidney) damage is evident. Present definitions of harmful or toxic substances are generally based on doses producing mortality rather than those producing morbidity (disease, ill-health). Gastrointestinal tract discomfort may produce nausea and vomiting. In an occupational setting however, ingestion of insignificant quantities is not thought to be cause for concern.</p>
Skin Contact	<p>The material is not thought to produce adverse health effects or skin irritation following contact (as classified by EC Directives using animal models). Nevertheless, good hygiene practice requires that exposure be kept to a minimum and that suitable gloves be used in an occupational setting.</p> <p>Open cuts, abraded or irritated skin should not be exposed to this material</p> <p>Entry into the blood-stream through, for example, cuts, abrasions, puncture wounds or lesions, may produce systemic injury with harmful effects. Examine the skin prior to the use of the material and ensure that any external damage is suitably protected.</p>
Eye	<p>Evidence exists, or practical experience predicts, that the material may cause eye irritation in a substantial number of individuals and/or may produce significant ocular lesions which are present twenty-four hours or more after instillation into the eye(s) of experimental animals.</p> <p>Repeated or prolonged eye contact may cause inflammation characterised by temporary redness (similar to windburn) of the conjunctiva (conjunctivitis); temporary impairment of vision and/or other transient eye damage/ulceration may occur.</p>
Chronic	<p>On the basis, primarily, of animal experiments, concern has been expressed that the material may produce carcinogenic or mutagenic effects; in respect of the available information, however, there presently exists inadequate data for making a satisfactory assessment.</p> <p>Toxic: danger of serious damage to health by prolonged exposure through inhalation, in contact with skin and if swallowed.</p> <p>Serious damage (clear functional disturbance or morphological change which may have toxicological significance) is likely to be caused by repeated or prolonged exposure. As a rule the material produces, or contains a substance which produces severe lesions. Such damage may become apparent following direct application in subchronic (90 day) toxicity studies or following sub-acute (28 day) or chronic (two-year) toxicity tests.</p> <p>There is sufficient evidence to establish a causal relationship between human exposure to the material and impaired fertility</p>



4870-4877 Sn60Pb40 No Clean Solder Wire	TOXICITY	IRRITATION
	Not Available	Not Available
tin	TOXICITY	IRRITATION
	dermal (rat) LD50: >2000 mg/kg ^[1]	Eye: no adverse effect observed (not irritating) ^[1]
	Oral (rat) LD50: >2000 mg/kg ^[1]	Skin: no adverse effect observed (not irritating) ^[1]
lead	TOXICITY	IRRITATION
	dermal (rat) LD50: >2000 mg/kg ^[1]	Not Available
	Inhalation (rat) LC50: >5.05 mg/l4 h ^[1]	
	Oral (rat) LD50: >2000 mg/kg ^[1]	
rosin, hydrogenated	TOXICITY	IRRITATION
	dermal (rat) LD50: >2000 mg/kg ^[1]	Eye: no adverse effect observed (not irritating) ^[1]
	Oral (rat) LD50: >1000 mg/kg ^[1]	Skin: no adverse effect observed (not irritating) ^[1]

Legend: 1. Value obtained from Europe ECHA Registered Substances - Acute toxicity 2. * Value obtained from manufacturer's SDS. Unless otherwise specified data extracted from RTECS - Register of Toxic Effect of chemical Substances

LEAD	WARNING: Lead is a cumulative poison and has the potential to cause abortion and intellectual impairment to unborn children of pregnant workers.
TIN & ROSIN, HYDROGENATED	No significant acute toxicological data identified in literature search.

Acute Toxicity	✗	Carcinogenicity	✓
Skin Irritation/Corrosion	✗	Reproductivity	✓
Serious Eye Damage/Irritation	✗	STOT - Single Exposure	✗
Respiratory or Skin sensitisation	✗	STOT - Repeated Exposure	✓
Mutagenicity	✗	Aspiration Hazard	✗

4870-4877 Sn60Pb40 No Clean Solder Wire

Legend:  - Data either not available or does not fill the criteria for classification
 - Data available to make classification

SECTION 12 ECOLOGICAL INFORMATION

12.1. Toxicity

4870-4877 Sn60Pb40 No Clean Solder Wire	ENDPOINT	TEST DURATION (HR)	SPECIES	VALUE	SOURCE
		Not Available	Not Available	Not Available	Not Available

tin	ENDPOINT	TEST DURATION (HR)	SPECIES	VALUE	SOURCE
	LC50	96	Fish	>0.0124mg/L	2
	EC50	48	Crustacea	0.00018mg/L	5
	EC50	72	Algae or other aquatic plants	0.009-0.846mg/L	2
	NOEC	72	Algae or other aquatic plants	0.001-mg/L	2

lead	ENDPOINT	TEST DURATION (HR)	SPECIES	VALUE	SOURCE
	LC50	96	Fish	0.001-0.06756mg/L	2
	EC50	48	Crustacea	0.029mg/L	2
	EC50	72	Algae or other aquatic plants	0.0205mg/L	2
	BCFD	8	Fish	4.324mg/L	4
NOEC	672	Fish	0.00003mg/L	4	

rosin, hydrogenated	ENDPOINT	TEST DURATION (HR)	SPECIES	VALUE	SOURCE
	LC50	96	Fish	>1-mg/L	2
	EC50	48	Crustacea	>2-mg/L	2
	EC50	96	Algae or other aquatic plants	0.031mg/L	2
NOEC	96	Algae or other aquatic plants	0.013mg/L	2	

Legend: *Extracted from 1. IUCLID Toxicity Data 2. Europe ECHA Registered Substances - Ecotoxicological Information - Aquatic Toxicity 3. EPIWIN Suite V3.12 (QSAR) - Aquatic Toxicity Data (Estimated) 4. US EPA, Ecotox database - Aquatic Toxicity Data 5. ECETOC Aquatic Hazard Assessment Data 6. NITE (Japan) - Bioconcentration Data 7. METI (Japan) - Bioconcentration Data 8. Vendor Data*

Metal-containing inorganic substances generally have negligible vapour pressure and are not expected to partition to air. Once released to surface waters and moist soils their fate depends on solubility and dissociation in water. Environmental processes (such as oxidation and the presence of acids or bases) may transform insoluble metals to more soluble ionic forms. Microbiological processes may also transform insoluble metals to more soluble forms. Such ionic species may bind to dissolved ligands or sorb to solid particles in aquatic or aqueous media. A significant proportion of dissolved/ sorbed metals will end up in sediments through the settling of suspended particles. The remaining metal ions can then be taken up by aquatic organisms.

When released to dry soil most metals will exhibit limited mobility and remain in the upper layer; some will leach locally into ground water and/ or surface water ecosystems when soaked by rain or melt ice. Environmental processes may also be important in changing solubilities.

Even though many metals show few toxic effects at physiological pHs, transformation may introduce new or magnified effects.

A metal ion is considered infinitely persistent because it cannot degrade further.

The current state of science does not allow for an unambiguous interpretation of various measures of bioaccumulation.

The counter-ion may also create health and environmental concerns once isolated from the metal. Under normal physiological conditions the counter-ion may be essentially insoluble and may not be bioavailable.

Environmental processes may enhance bioavailability.

Lead is primarily an atmospheric pollutant that enters soil and water as fallout, a process determined by physical form and particle size. Lead in the form of alkyls has been introduced to the environment primarily from leaded petrol. These are converted to water-soluble lead compounds of high toxicity and availability to plants. Such compounds easily leach from soil to contaminate water sources close to highways. Lead that has entered the aquatic system from run-off or as fallout of insoluble precipitates is found in sediments. The biological methylation of inorganic lead by lake sediment micro-organisms has been demonstrated although its significance is not entirely clear. Other forms of soluble or insoluble lead may also enter the environment and undergo bioaccumulation through a series of biological incidents.

Tin may exist in either divalent (Sn²⁺) or tetravalent (Sn⁴⁺) cationic (positively charged) ions under environmental conditions. Tin(II) dominates in reduced (oxygen-poor) water, and will readily precipitate as a sulfide (SnS) or as a hydroxide (Sn(OH)₂) in alkaline water. Tin(IV) readily hydrolyses, and can precipitate as a hydroxide. The solubility product of Sn(OH)₄ has been measured at approximately 10 exp(-56) g/L at 25 °C. In general, tin(IV) would be expected to be the only stable ionic species in the weathering cycle.

Tin in water may partition to soils and sediments. Cations such as Sn²⁺ and Sn⁴⁺ will generally be adsorbed by soils to some extent, which reduces their mobility. Tin is generally regarded as being relatively immobile in the environment. However, tin may be transported in water if it partitions to suspended sediments, but the significance of this mechanism has not been studied in detail. Transfer coefficients for tin in a soil-plant system were reported to be 0.01-0.1.

A bioconcentration factor (BCF) relates the concentration of a chemical in plants and animals to the concentration of the chemical in the medium in which they live. It was estimated that the BCFs of inorganic tin were 100, 1,000, and 3,000 for marine and freshwater plants, invertebrates, and fish, respectively. Marine algae can bioconcentrate tin(IV) ion by a factor of 1,900.

Inorganic tin cannot be degraded in the environment, but may undergo oxidation-reduction, ligand exchange, and precipitation reactions. It has been established that inorganic tin can be transformed into organometallic forms by microbial methylation. Inorganic tin may also be converted to stannane (H₄Sn) in extremely anaerobic (oxygen-poor) conditions by macroalgae.

DO NOT discharge into sewer or waterways.

12.2. Persistence and degradability

Ingredient	Persistence: Water/Soil	Persistence: Air
	No Data available for all ingredients	No Data available for all ingredients

12.3. Bioaccumulative potential

Ingredient	Bioaccumulation
	No Data available for all ingredients

4870-4877 Sn60Pb40 No Clean Solder Wire

12.4. Mobility in soil

Ingredient	Mobility
	No Data available for all ingredients

12.5. Results of PBT and vPvB assessment

	P	B	T
Relevant available data	Not Applicable	Not Applicable	Not Applicable
PBT Criteria fulfilled?	Not Applicable	Not Applicable	Not Applicable

12.6. Other adverse effects

No data available

SECTION 13 DISPOSAL CONSIDERATIONS

13.1. Waste treatment methods

Product / Packaging disposal	<ul style="list-style-type: none"> ▶ Containers may still present a chemical hazard/ danger when empty. ▶ Return to supplier for reuse/ recycling if possible. Otherwise: <ul style="list-style-type: none"> ▶ If container can not be cleaned sufficiently well to ensure that residuals do not remain or if the container cannot be used to store the same product, then puncture containers, to prevent re-use, and bury at an authorised landfill. ▶ Where possible retain label warnings and SDS and observe all notices pertaining to the product. ▶ DO NOT allow wash water from cleaning or process equipment to enter drains. ▶ It may be necessary to collect all wash water for treatment before disposal. ▶ In all cases disposal to sewer may be subject to local laws and regulations and these should be considered first. ▶ Where in doubt contact the responsible authority. ▶ Recycle wherever possible or consult manufacturer for recycling options. ▶ Consult State Land Waste Management Authority for disposal. ▶ Bury residue in an authorised landfill. ▶ Recycle containers if possible, or dispose of in an authorised landfill.
Waste treatment options	Not Available
Sewage disposal options	Not Available

SECTION 14 TRANSPORT INFORMATION

Land transport (ADR): NOT REGULATED FOR TRANSPORT OF DANGEROUS GOODS

14.1. UN number	Not Applicable												
14.2. UN proper shipping name	Not Applicable												
14.3. Transport hazard class(es)	<table border="0"> <tr> <td>Class</td> <td>Not Applicable</td> </tr> <tr> <td>Subrisk</td> <td>Not Applicable</td> </tr> </table>	Class	Not Applicable	Subrisk	Not Applicable								
Class	Not Applicable												
Subrisk	Not Applicable												
14.4. Packing group	Not Applicable												
14.5. Environmental hazard	Not Applicable												
14.6. Special precautions for user	<table border="0"> <tr> <td>Hazard identification (Kemler)</td> <td>Not Applicable</td> </tr> <tr> <td>Classification code</td> <td>Not Applicable</td> </tr> <tr> <td>Hazard Label</td> <td>Not Applicable</td> </tr> <tr> <td>Special provisions</td> <td>Not Applicable</td> </tr> <tr> <td>Limited quantity</td> <td>Not Applicable</td> </tr> <tr> <td>Tunnel Restriction Code</td> <td>Not Applicable</td> </tr> </table>	Hazard identification (Kemler)	Not Applicable	Classification code	Not Applicable	Hazard Label	Not Applicable	Special provisions	Not Applicable	Limited quantity	Not Applicable	Tunnel Restriction Code	Not Applicable
Hazard identification (Kemler)	Not Applicable												
Classification code	Not Applicable												
Hazard Label	Not Applicable												
Special provisions	Not Applicable												
Limited quantity	Not Applicable												
Tunnel Restriction Code	Not Applicable												

Air transport (ICAO-IATA / DGR): NOT REGULATED FOR TRANSPORT OF DANGEROUS GOODS

14.1. UN number	Not Applicable								
14.2. UN proper shipping name	Not Applicable								
14.3. Transport hazard class(es)	<table border="0"> <tr> <td>ICAO/IATA Class</td> <td>Not Applicable</td> </tr> <tr> <td>ICAO / IATA Subrisk</td> <td>Not Applicable</td> </tr> <tr> <td>ERG Code</td> <td>Not Applicable</td> </tr> </table>	ICAO/IATA Class	Not Applicable	ICAO / IATA Subrisk	Not Applicable	ERG Code	Not Applicable		
ICAO/IATA Class	Not Applicable								
ICAO / IATA Subrisk	Not Applicable								
ERG Code	Not Applicable								
14.4. Packing group	Not Applicable								
14.5. Environmental hazard	Not Applicable								
14.6. Special precautions for user	<table border="0"> <tr> <td>Special provisions</td> <td>Not Applicable</td> </tr> <tr> <td>Cargo Only Packing Instructions</td> <td>Not Applicable</td> </tr> <tr> <td>Cargo Only Maximum Qty / Pack</td> <td>Not Applicable</td> </tr> <tr> <td>Passenger and Cargo Packing Instructions</td> <td>Not Applicable</td> </tr> </table>	Special provisions	Not Applicable	Cargo Only Packing Instructions	Not Applicable	Cargo Only Maximum Qty / Pack	Not Applicable	Passenger and Cargo Packing Instructions	Not Applicable
Special provisions	Not Applicable								
Cargo Only Packing Instructions	Not Applicable								
Cargo Only Maximum Qty / Pack	Not Applicable								
Passenger and Cargo Packing Instructions	Not Applicable								

Continued...

4870-4877 Sn60Pb40 No Clean Solder Wire

Passenger and Cargo Maximum Qty / Pack	Not Applicable
Passenger and Cargo Limited Quantity Packing Instructions	Not Applicable
Passenger and Cargo Limited Maximum Qty / Pack	Not Applicable

Sea transport (IMDG-Code / GGVSee): NOT REGULATED FOR TRANSPORT OF DANGEROUS GOODS

14.1. UN number	Not Applicable
14.2. UN proper shipping name	Not Applicable
14.3. Transport hazard class(es)	IMDG Class : Not Applicable IMDG Subrisk : Not Applicable
14.4. Packing group	Not Applicable
14.5. Environmental hazard	Not Applicable
14.6. Special precautions for user	EMS Number : Not Applicable Special provisions : Not Applicable Limited Quantities : Not Applicable

Inland waterways transport (ADN): NOT REGULATED FOR TRANSPORT OF DANGEROUS GOODS

14.1. UN number	Not Applicable
14.2. UN proper shipping name	Not Applicable
14.3. Transport hazard class(es)	Not Applicable : Not Applicable
14.4. Packing group	Not Applicable
14.5. Environmental hazard	Not Applicable
14.6. Special precautions for user	Classification code : Not Applicable Special provisions : Not Applicable Limited quantity : Not Applicable Equipment required : Not Applicable Fire cones number : Not Applicable

14.7. Transport in bulk according to Annex II of MARPOL and the IBC code

Not Applicable

SECTION 15 REGULATORY INFORMATION**15.1. Safety, health and environmental regulations / legislation specific for the substance or mixture****TIN(7440-31-5) IS FOUND ON THE FOLLOWING REGULATORY LISTS**

EU Consolidated List of Indicative Occupational Exposure Limit Values (IOELVs) Europe EC Inventory	European Chemical Agency (ECHA) Classification & Labelling Inventory - Chemwatch Harmonised classification
Europe ECHA Registered Substances - Classification and Labelling - DSD-DPD	European Trade Union Confederation (ETUC) Priority List for REACH Authorisation
Europe European Customs Inventory of Chemical Substances	European Union - European Inventory of Existing Commercial Chemical Substances (EINECS)

LEAD(7439-92-1) IS FOUND ON THE FOLLOWING REGULATORY LISTS

EU REACH Regulation (EC) No 1907/2006 - Annex XVII - Restrictions on the manufacture, placing on the market and use of certain dangerous substances, mixtures and articles	European Chemical Agency (ECHA) Classification & Labelling Inventory - Chemwatch Harmonised classification
EU REACH Regulation (EC) No 1907/2006 - Annex XVII (Appendix 12) Restricted substances and maximum concentration limits by weight in homogeneous materials	European Trade Union Confederation (ETUC) Priority List for REACH Authorisation
EU REACH Regulation (EC) No 1907/2006 - Annex XVII (Appendix 5) Toxic to reproduction: category 1A (Table 3.1)/category 1 (Table 3.2)	European Union - European Inventory of Existing Commercial Chemical Substances (EINECS)
EU REACH Regulation (EC) No 1907/2006 - Proposals to identify Substances of Very High Concern: Annex XV reports for commenting by Interested Parties previous consultation	European Union (EU) Annex I to Directive 67/548/EEC on Classification and Labelling of Dangerous Substances - updated by ATP: 31
Europe AeroSpace and Defence Industries Association of Europe (ASD) REACH Implementation Working Group Priority Declarable Substances List (PDSL)	European Union (EU) Council Directive 98/24/EC on the protection of the health and safety of workers from the risks related to chemical agents at work - Annex I: List of Binding Occupational Exposure Limit Values (English)
Europe EC Inventory	European Union (EU) Regulation (EC) No 1272/2008 on Classification, Labelling and Packaging of Substances and Mixtures - Annex VI
Europe ECHA Registered Substances - Classification and Labelling - DSD-DPD	IMO IBC Code Chapter 17: Summary of minimum requirements
Europe European Chemicals Agency (ECHA) Candidate List of Substances of Very High Concern for Authorisation	International Agency for Research on Cancer (IARC) - Agents Classified by the IARC Monographs
Europe European Customs Inventory of Chemical Substances	

ROSIN, HYDROGENATED(65997-06-0) IS FOUND ON THE FOLLOWING REGULATORY LISTS

Europe EC Inventory	European Chemical Agency (ECHA) Classification & Labelling Inventory - Chemwatch Harmonised classification
Europe ECHA Registered Substances - Classification and Labelling - DSD-DPD	European Union - European Inventory of Existing Commercial Chemical Substances (EINECS)

This safety data sheet is in compliance with the following EU legislation and its adaptations - as far as applicable - : Directives 98/24/EC, - 92/85/EEC, - 94/33/EC, - 2008/98/EC, - 2010/75/EU; Commission Regulation (EU) 2015/830; Regulation (EC) No 1272/2008 as updated through ATPs.

15.2. Chemical safety assessment

Continued...

4870-4877 Sn60Pb40 No Clean Solder Wire

No Chemical Safety Assessment has been carried out for this substance/mixture by the supplier.

National Inventory Status

National Inventory	Status
Australia - AICS	Yes
Canada - DSL	Yes
Canada - NDSL	No (lead; rosin, hydrogenated; tin)
China - IECSC	Yes
Europe - EINEC / ELINCS / NLP	Yes
Japan - ENCS	No (lead; tin)
Korea - KECI	Yes
New Zealand - NZIoC	Yes
Philippines - PICCS	Yes
USA - TSCA	Yes
Taiwan - TCSI	Yes
Mexico - INSQ	Yes
Vietnam - NCI	Yes
Russia - ARIPS	No (rosin, hydrogenated)
Thailand - TECl	No (lead; rosin, hydrogenated)
Legend:	Yes = All CAS declared ingredients are on the inventory No = Not determined or one or more ingredients are not on the inventory and are not exempt from listing(see specific ingredients in brackets)

SECTION 16 OTHER INFORMATION

Revision Date	16/03/2020
Initial Date	20/08/2017

Full text Risk and Hazard codes

H360FD	May damage fertility. May damage the unborn child.
---------------	--

SDS Version Summary

Version	Issue Date	Sections Updated
6.8.1.1.1	09/07/2019	Classification, Environmental, Synonyms

Other information

Classification of the preparation and its individual components has drawn on official and authoritative sources as well as independent review by the Chemwatch Classification committee using available literature references.

The SDS is a Hazard Communication tool and should be used to assist in the Risk Assessment. Many factors determine whether the reported Hazards are Risks in the workplace or other settings. Risks may be determined by reference to Exposures Scenarios. Scale of use, frequency of use and current or available engineering controls must be considered.

For detailed advice on Personal Protective Equipment, refer to the following EU CEN Standards:

EN 166 Personal eye-protection

EN 340 Protective clothing

EN 374 Protective gloves against chemicals and micro-organisms

EN 13832 Footwear protecting against chemicals

EN 133 Respiratory protective devices

Definitions and abbreviations

PC—TWA: Permissible Concentration-Time Weighted Average

PC—STEL: Permissible Concentration-Short Term Exposure Limit

IARC: International Agency for Research on Cancer

ACGIH: American Conference of Governmental Industrial Hygienists

STEL: Short Term Exposure Limit

TEEL: Temporary Emergency Exposure Limit.

IDLH: Immediately Dangerous to Life or Health Concentrations

OSF: Odour Safety Factor

NOAEL :No Observed Adverse Effect Level

LOAEL: Lowest Observed Adverse Effect Level

TLV: Threshold Limit Value

LOD: Limit Of Detection

OTV: Odour Threshold Value

BCF: BioConcentration Factors

BEI: Biological Exposure Index

Reason For Change

A-1.01 - Update to the emergency phone number information.